

CLAVA DINE WOOD

Designed by Søren Ravn Christensen


UNIQUE PRECISION AND ACCURACY

The Clava Dine Wood lampshade is designed from a craftsmanship technique that requires a unique precision and accuracy due to the small distance between each lamella. The wooden lamellae are made from laser cut ash and oak veneer with a solid oak top.

The lampshade stands out as a sculptural design piece that creates a playful flash of light on the walls in the surrounding space.

The fidelity of the lamellae creates a beautiful pattern that can be admired from all angles, on the inside as well as on the outside the lampshade

Find more info on our website umage.com



 Pendant lampshade
Compatible with E26 / E27

 **DIMENSIONS**
Ø: 43 cm / 17" x H: 24 cm / 9.4"


 **MATERIAL**
Oak, ash, laminated veneer


 **WEIGHT INCL. PACKAGING**
3.4 kg

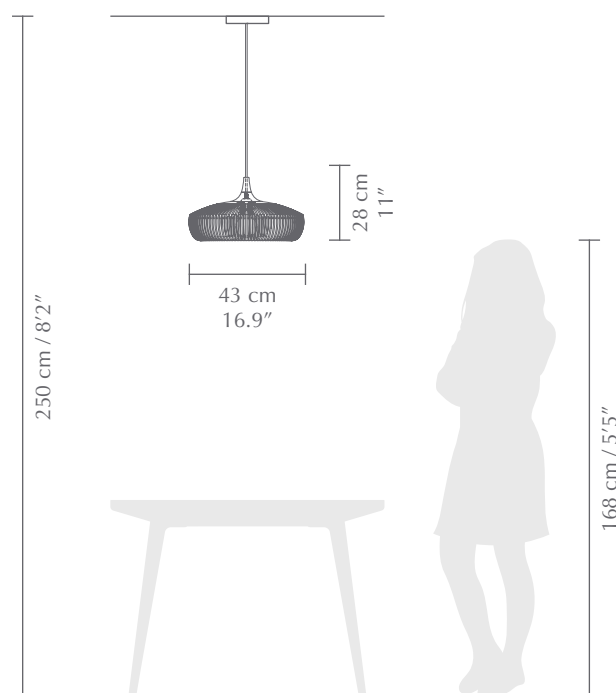
 **LIGHT SOURCE**
E26 / E27 - max 15W LED (not included)

 **PACKAGING DIMENSIONS (L x W x H)**
45.8 x 45.8 x 16 cm / 18 x 18 x 6.3"

 **ASSEMBLY TIME**
5 min - video guide at umage.com

 **MEDIA KIT**
Photos and press material
Download at umagepress.com

 **ORDERING INFORMATION**
Clava Dine Wood oak ash EU/UK/US #2343
Clava Dine Wood dark oak ash EU/UK/US #2344
Clava Dine Wood black EU/UK/US #2362



COLOUR VARIATIONS



oak ash



dark oak ash



black



RECOMMENDED ACCESSORIES

- Cord set
- Canopy
- Swag kit
- Cannonball
- Cannonball cluster 2
- Cannonball cluster 3
- Rosette
- Idea 6W 60 mm / 2.3" LED bulb
- Idea 6W 80 mm / 3.1" LED bulb
- Idea 2W 45 mm / 1.8" LED bulb
- Idea 7W 60 mm / 2.3" LED bulb
- Idea 7W 80 mm / 3.1" LED bulb
- Idea 13W 70 mm / 2.8" LED bulb
- Idea 2W 80 mm / 3.1" LED bulb
- Idea 4W 40 mm / 1.6" LED bulb

